


# HE3600 Miniature Single In-line Reed Relay



## Description

The HE3600 is a miniature reed relay in a SIL package with a normally open contacts capable of switching up to 200Vdc at 10W. It is available with 5V, 12V, and 24V coils and has external magnetic shield and diode suppressed coil options.

## Features

- Miniature single in-line package
- Optional coil suppression diode to protect coil drive circuits
- Normally open contact version
- RoHS Compliant
- External magnetic shield option
- Diode suppression option
- UL Recognized to UL 508 as an Industrial Control Switch

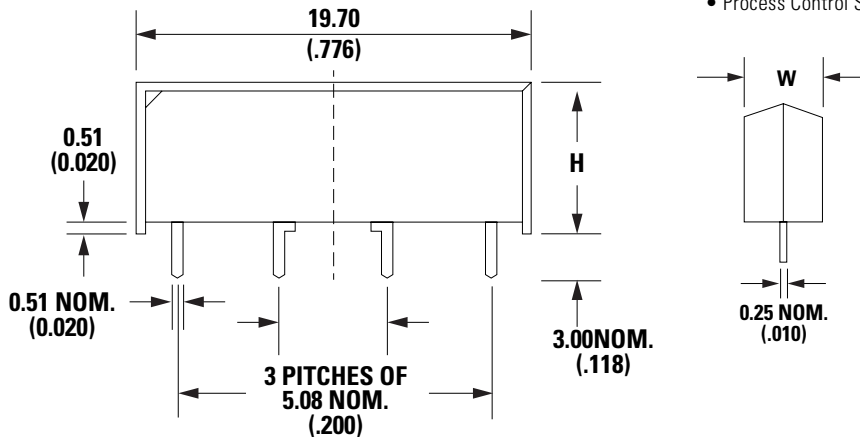
## Agency Approvals

Agency	Agency File Number
	E47258

**Note:** Not all parts are UL Recognized. Contact Littelfuse for specific parts and agency approval ratings.

## Dimensions

Dimensions in mm (inch)



## Benefits

- Sub-miniature size and single in line configuration allows very high packing densities, minimizing space and cost
- Transfer molded package gives maximum component protection
- Lower power coil consumption than competing electromechanical devices
- Hermetically sealed switching contact is immune to the effects of its environment

## Applications

- Security Systems
- Telecom Equipment
- Process Control Systems
- Automatic Test Equipment
- Instrumentation

**Table 1: Dimension**

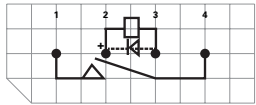
Relay Type	Body Type	L	W	H
HE3600	Transfer Molded	19.05 (.750)	5.08 (.200)	7.45 (.293)
	External Shield	19.70 (.776)	5.65 (.222)	7.87 (.310)

# HE3600 Miniature Single In-line Reed Relay

**Table 2: Electrical and Operating Characteristics @ 25°C**

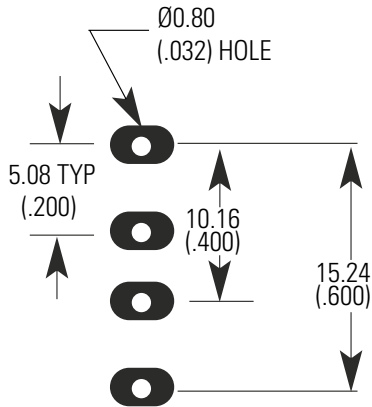
Column Number			1
Contact Type			<b>Form A SPST-NO Standard</b>
Relay Types			<b>HE3621A</b>
Contact Rating <sup>1</sup>	Power, Switching Voltage, Switching Current, Switching Current, Carry	Watt - max. Vdc - max. A - max. A - max.	10 200 0.5 1.2
Voltage Hold-off <sup>4</sup>	Across Open Contacts Contacts to Coil Between Isolated Terminals	Vdc - min. Vac - min. Vac - min.	250 1500 1500
Resistance <sup>5</sup>	Contact, Initial Insulation Across Open Contacts Insulation Between Isolated Terminals	Ω max. Ω min. Ω min.	0.150 10 <sup>10</sup> 10 <sup>10</sup>
Timing	Operate Time Release Time	ms - max. ms - max.	1.0 1.0
Environmental	Temperature, Operating Temperature, Storage Vibration Resistance Shock Resistance	°C °C G - max. 10-2000 Hz. G - max. 11 ms ½ sine	-40 to +85 -40 to +105 20 50

**Table 3: Coil Characteristics @ 25°C**

Contact Form and Type	Electrical and Operating Characteristics	Dimensions	Part Number	Nominal Coil Voltage Vdc	Coil Resistance ±10% Ohms	Must Operate Vdc	Must Release Vdc	Maximum Coil Voltage Vdc	Top View 2.54mm (0.1") Grid Dot on Case: Pin 1 Numbers not printed on case.
1A SPST-NO	See Table 2	See Table 1	HE3621A0500	5	500	3.75	0.5	14	
			HE3621A1200	12	1000	8.0	1.0	22	
			HE3621A2400	24	2150	16.0	2.0	31	

# HE3600 Miniature Single In-line Reed Relay

## HE3600 PCB LAYOUT (Bottom View)



## Part Numbering System

**HE3600 - X - XX - X**

- Model Number**  
HE3621 - Standard
- Contact Type**  
A - Form A (SPST-NO)
- Standard Coil**  
05 - 5 Volt  
12 - 12 Volt  
24 - 24 Volt
- General Options**  
00 - No Options  
10 - Diode Supressed Coil  
40 - External Magnetic Shield  
50 - Ext. Magnetic Shield and Diode

Note: Not all combinations of Part Number suffixes are available. Contact Littelfuse for details.

## Packaging

Packaging Option	Packaging Specification	Quantity	Quantity & Packaging Code	Taping Width
Bulk	Bulk	5367/5600	N/A	N/A

# Mouser Electronics

Authorized Distributor

Click to View Pricing, Inventory, Delivery & Lifecycle Information:

## Littelfuse:

[HE3671A0500](#) [HE3621A2440](#) [HE3621A2450](#) [HE3671A0510](#) [HE3671A2410](#) [HE3671A1210](#) [HE3671A2400](#)  
[HE3621A1240](#) [HE3621A0540](#) [HE3621A0550](#) [HE3621A6012](#) [HE3621A1200](#) [HE3621A0510](#) [HE3671A1200](#)  
[HE3621A2410](#) [HE3621A0500](#) [HE3621A1250](#) [HE3621A1210](#) [HE3621A2400](#)